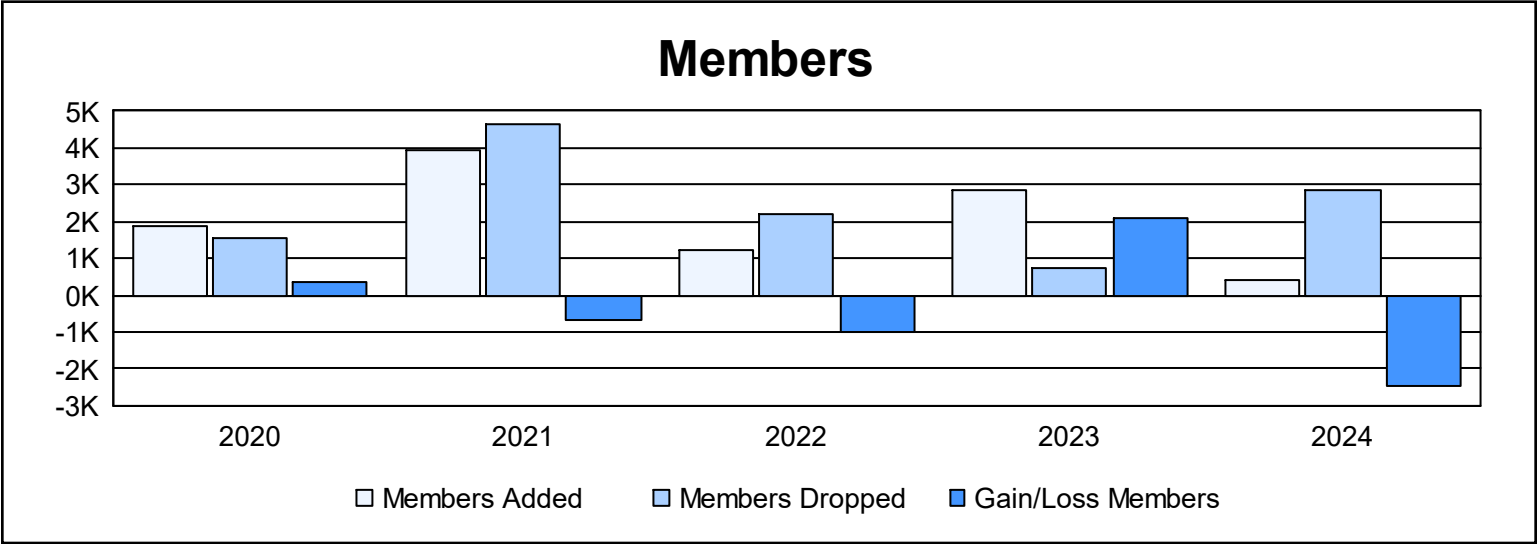
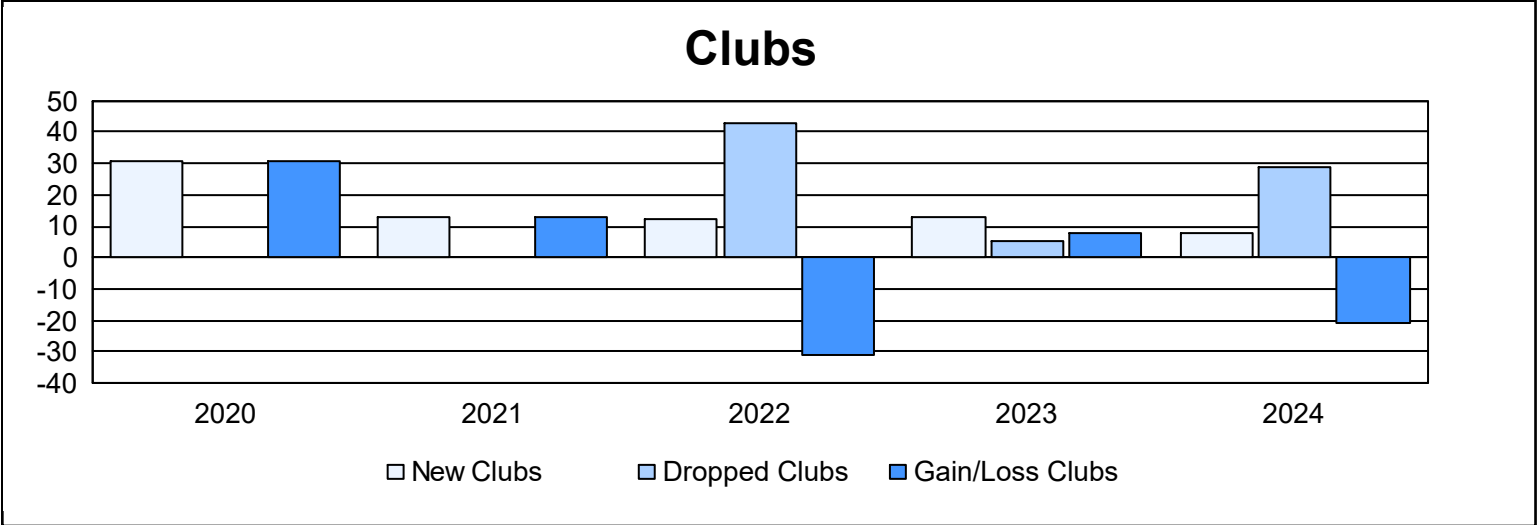
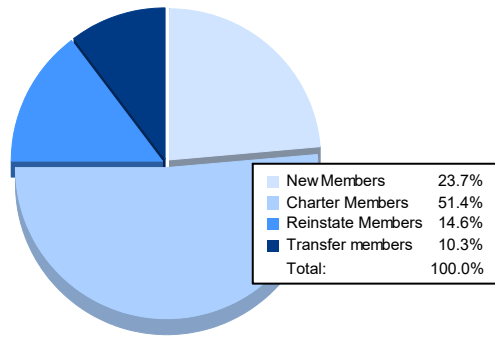


Year	New Clubs	Dropped Clubs	Gain/ Loss Clubs	New Members	Charter Members	Reinstate Members	Transfer Members	Total Member Added	Total Members Dropped	Gain/ Loss Members
2019-2020	31	0	31	947	724	162	39	1,872	1,528	344
2020-2021	13	0	13	1,231	538	1,755	413	3,937	4,634	-697
2021-2022	12	43	-31	231	383	386	218	1,218	2,208	-990
2022-2023	13	5	8	1,427	486	889	30	2,832	729	2,103
2023-2024	8	29	-21	94	204	58	41	397	2,877	-2,480
Average	15	15	0	786	467	650	148	2,051	2,395	-344



Membership Composition June 2024 Cumulative



Gender Composition June 2024 Cumulative

